

ATP Perkins - Leroy Somer Series



ATP500-PK/LS

Main Features

T	Three-phase	Hz	50 Hz
	Diesel		1500 r.p.m.
	Perkins / 2506C-E15TAG1	V	230V/400V
	Leroy somer / TAL-A473-B	cosφ	0,8
	Deepsea 6120		ABB 4x800A

Standby Power (STP)	500 kVA	400 kW
Continuous Power (PRP)	455 kVA	364 kW
Continuous Power (COP)	- kVA	- kW

Soundproof

Length (L)	3900 mm	
Height (H)	1500 mm	
Width (W)	2230 mm	
Weight	4700 kg	
Daily deposit	770 Lts	
		50Hz
Medium sound pressure level for a bare engine (without intake or exhaust) at 1 meter.		103.1 dB(A)

Installation in room

Sistema de escape	50Hz		
	COP	PRP	STP
Maximum backpressure (kPa)	6,8		
Maximum static weight supported on the turbocharger outlet flange (N.m)	-		
Maximum intake air restriction with heavy-duty air filter	-		
Dirty Element (kPa) Clean Element (kPa)	-		
Max. exhaust pipe diameter (mm)	127		

Fuel System	50Hz		
	COP	PRP	STP
Nozzle opening pressure (MPa)	200		
Fuel flow rate (L/hr)	413		
Pressure (kPa)	550		
Maximum suction height (kPa)	3		

Electric System	50Hz		
	COP	PRP	STP
Starter engine (Vdc)	24		
Battery charging system, negative ground (A)	70		
Maximum allowed resistance of the starting circuit (Ω)	-		
Minimum recommended battery capacity — Cold soak @ 0 to 32°F (-18 to 0°C)	828		

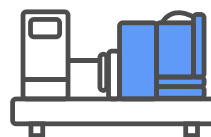


www.atlanticpowerenergy.com

Copyright © 2021 Atlantic Power Energy - All rights reserved

Engine specifications

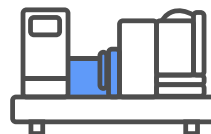
General specifications	50 Hz
Model	2506C-E15TAG1
Emissions	Not applicable
Operating Method	Four-stroke
Fuel Type	Diesel
Cooling System	Liquid (water + 50% antifreeze)
Aspiration System	Aftercooled and turbocharged
Injection System	MEUI
Number and Arrangement of Cylinders	6 in-line
Displacement (L)	12,50
Cylinder Bore (mm)	130
Cylinder Stroke (mm)	157
Compression Ratio	16.3:1
Regulation	Electronic
Rotational Speed	1500
Oil Capacity (L)	51,4
Gross Power COP (kWm)	-
Gross Power PRP (kWm)	324,2
Gross Power STP (kWm)	368,4
Oil capacity (L)	40
Net Power COP (kWm)	-
Net Power PRP (kWm)	-
Net Power STP (kWm)	-



Consumption		50Hz	
Fuel consumption	Charge	lt/h	g/kWh
STP	100%	109	217
PRP	100%	99	216
	75%	73	212
	50%	51	222
	25%	-	-
Fuel flow rate (L/h)		200 Mpa	
Condiciones de referencia			
Temperature (°C)		25	
Atmospheric pressure (kPa)		100	
Sistema de arranque			
Voltage (V)		24	
Standard thermostat range (°C)		88-98	

Alternator specifications

TAL-A473-B	
Model	TAL-A473-B
Number of Phases	Three-phase
Protection	IP23
Insulation	H
Heating	H
Waveform IEC = THF:	THF<2%
Waveform NEMA = TIF:	TIF<50
Excitation system:	SHUNT/ AREP+/PMG
AVR model:	R150/R180



Overspeed: rpm	2250
Voltage regulation: (steady state)	+/- 1,0%
Air flow rate 50 Hz (m3/s)	0,9
Radio interference:	Deletion in accordance with the standard European EN61000-6
AREP+ Short circuit current	2.7 In: 5 seg.

Starter Battery

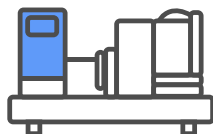


Battery voltage	
Battery Capacity	
Amount	
Battery type	Maintenance-free, sealed lead-acid type

Certifications



Control Panel



Generator	DSE6110/20
Tension (F-F / F-N)	★ / ★
Intensity	★
Frequency	★
RMS values	★
Generator phase sequence	★
Generator ground current [1]	★
Number of events registered	250
Integrated clock	★
PIN protection	★
kWh, kVAh, kVAh, cos Ø	★
Synchoscope (m)	★
Number of available departures [2]	6
Engine running hours	★
Alarm indication on LCD	★
Total number of LED indicators	8
No. of LED alarms	☒
Acoustic alarm signaling	■
Programmer	★
Fuel level	★
Engine	DSE6110/20
Engine speed	★
Low oil pressure protection	★
Oil pressure reading [3]	■
High engine temperature protection	★
Engine temperature reading[3]	■
Battery voltage	★
Battery Intensification [4]	■
Fuel consumption [5]	★
Low water level in radiator [6]	■
Scheduled maintenance for engine	★
Communication	DSE6110/20
USB Type B Female Port (Max. 6m)	★
[7] USB Type A Female Port (n)	☒
CAN port (Max. 40m)	★
PLC function	★

Grid	DSE6110/20
Tension (F-F / F-N)	★
Intensity [1]	☒
Frequency	★
kVA,kW, cos Ø (a)	☒
Network-group switching control	★
Protections and alarms	DSE6110/20
High/low battery voltage	🔔
Battery charging alternator failure	🔔
Stop failure	🔔 / ⌛
Boot failure	🔔 / ⌛
Low fuel level	🔔 / ⌛
Overload	🔔 / ⌛
Ground fault	🔔 / ⌛
Asymmetry between phases	🔔 / ⌛
Maintenance	🔔 / ⌛
High/Low Generator Frequency	🔔 / ⌛
Engine overspeed	🔔 / ⌛
Low engine speed	🔔 / ⌛
Surge	🔔 / ⌛
Low voltage in generator	🔔 / ⌛
ECU Alert (if applicable)	🔔 / ⌛
Low oil pressure	🔔 / ⌛
Low water level in radiator [f]	🔔 / ⌛
High engine temperature	🔔 / ⌛
Fuel leak/theft	🔔
Applications	DSE6110/20
Automatic or manual start	★
Remote start by dry contact NA	★
Automatic due to network failure	★
Alternation with distributed time	☒
Multi-generators in synchronism with load (Max 32 generators) (m)	☒
Generator-grid in synchronism and with load sharing (1 generator and 1 grid) (m)	☒
Optional Expansions	DSE6110/20
DSE2130 (8 digital inputs) I G-IOM (8 digital inputs/outputs + 4 analog inputs) G-08 (8 ent. dig.)	★
DSE2157 I -RB8 G-06 (8 relay outputs)	★
DSE2548 IGL-RA15 - (expansion with 8 Additional LEDs	★
DSE2510/20 (mirror controller, max distance 1km)	★
Rules	
Working temperature	-30 ~> 70°C
Protection index (when mounted with sealing gasket)	IP65
Maximum humidity level (for 48 h)	93% / 40°C

Legend

★	Available
■	Optional
☒	Not available
🔔	Warning alarm
⏸	Stop alarm
[1]	Need an additional IT
[2]	Number of outputs available for standard configuration. Outputs do not include relays or additional wiring to terminals.
[3]	If the information is not provided by the engine ECU, an additional sensor needs to be included.

[4]	Needs an additional ammeter
[5]	If the information is provided by the engine ECU
[6]	Requires an additional sensor
[7]	Need to include an additional IL-NT-S-USB module
[8]	Need to include an additional IL-NT-RS232-485 module
[9]	DeepSea: Needs to include an additional DSE891 module/ComAp: Needs to include an additional IB-LITE module
[10]	DeepSea: Needs to include an additional DSE890 module/ComAp: Needs to include an additional IL-NT-GPRS module
[11]	DeepSea: Needs to include an additional DSE892 module/ComAp: Needs to include an additional IB-LITE module

Emergency Standby Power (ESP)

Emergency standby power is the maximum power available to a variable load during a main power grid failure. The average load factor over 24 hours of operation must not exceed 70% of the motor's ESP rated power. Typical motor operating hours are 200 hours per year, with a maximum usage of 500 hours per year.

This includes an annual maximum of 25 hours per year at the ESP power rating. Overload capability is not permitted. The motor must not be used for sustained utility parallel applications.

Main Power (PRP)

Prime Power is the maximum power available for unlimited hours of use in a variable load application. The average load factor must not exceed 70% of the motor's PRP rating during any 24-hour period. A 10% overload capability is available; however, it is limited to 1 hour within each 12-hour period.

1. All ratings are based on operating conditions according to ISO 8528-1, ISO 3046, DIN6271. Performance tolerance $\pm 5\%$.
2. Test conditions: 100 kPa, 25°C air inlet temperature, 30% relative humidity, with fuel density of 0.84 kg/L. Derating may be required for conditions outside these, contact factory for details.
3. Power output curves are based on engine operation with fuel system, water pump and lubricating oil pump; battery charging alternator, fan and optional equipment are not included.